

# MiruMod v0.22 stick-o-logy (for Mode 2/4)

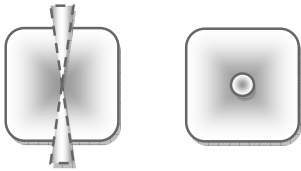
Pawelsky and Dante1, 7.01.2015

## BOOTING



### iDevice/Android connection allowed

*Boot with throttle stick centered*



### iDevice/Android connection blocked


*Boot with throttle stick up or down*

## CONFIGURATION




### Enter configuration selection

*Move the throttle stick up (blinks indicate current configuration: 1 - S, 2 - W, 3 - N, 4 - E)*



### Select configuration

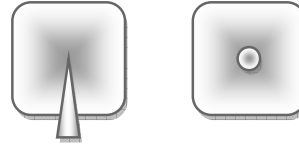
*Keep throttle stick up and move the elev. stick N, S, E or W to chose configuration (blinks indicate selection)*



### Confirm selected configuration

*Keep elev. stick in selected position and release throttle stick to accept (motor LEDs flash green)*

## OPERATIONS



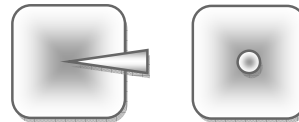
### Check GPS status

*Move throttle stick down (blinks: 0 – no GPS or pilot.arm not running, 1 – no fix, 2 – 2D fix, 3 – 3D fix)*



### Perform flat trim

*Move throttle stick left (motor LEDs flash green)*



### Set/reset emergency

*Move throttle stick right (motor LEDs turn red/green accordingly)*



### Toggle camera modes

*Move elev. stick right*



### Sets HOME if GPS has a lock.

**Home** is the fallback RTL position if the GPS did not have a lock on launch.



### Triggers the Find me, Locate me Alarm

*Throttle stick UP to the left(10 o'clock)*